

PREMIER TUBE ARCH SHELF

Assembly Instructions

CONTENTS SUPPLIED

EACH KIT INCLUDES :

- (a.) Display Hardware
- (b.) Shelves
- (c.) Hard Case

(a.) Tube Display Hardware

Straight Tube Hardware x2



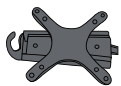
Shelf Supports x4

Curved Tube Hardware x2



Feet x2

TV Mount Hardware x1



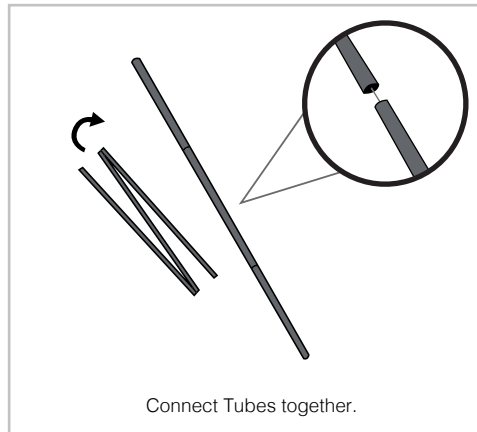
(b.) Shelves x3



(c.) Hard Case

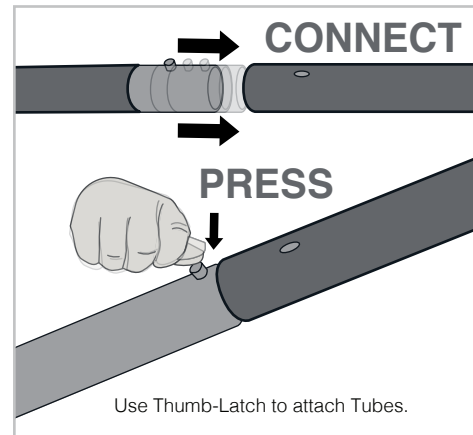


STEP 1



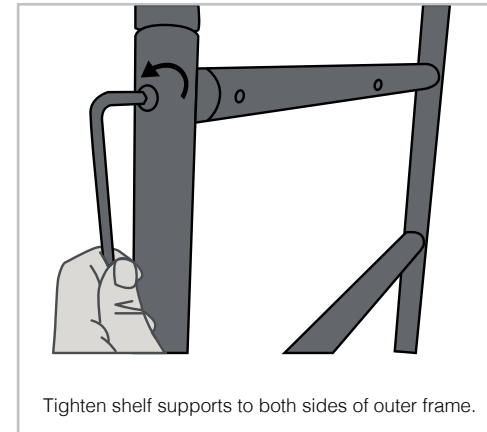
Connect Tubes together.

STEP 2



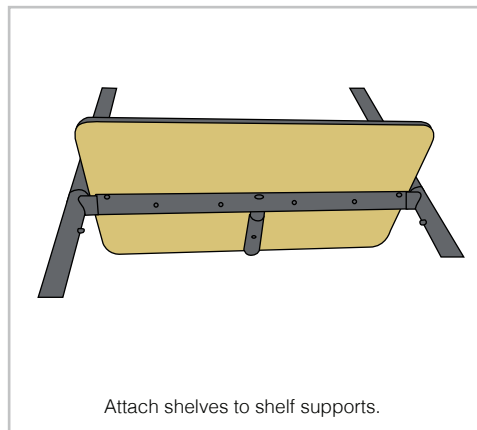
Use Thumb-Latch to attach Tubes.

STEP 3



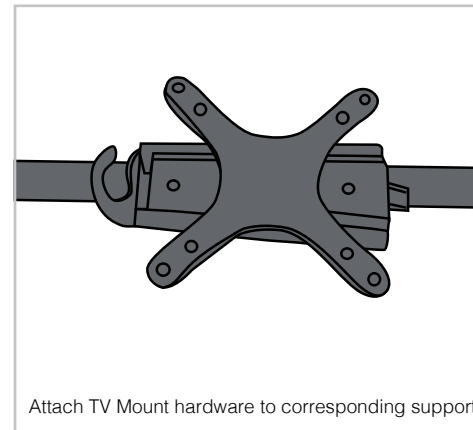
Tighten shelf supports to both sides of outer frame.

STEP 4



Attach shelves to shelf supports.

STEP 5



Attach TV Mount hardware to corresponding support.

FINISH

